

Captioning with Listen EVERYWHERE

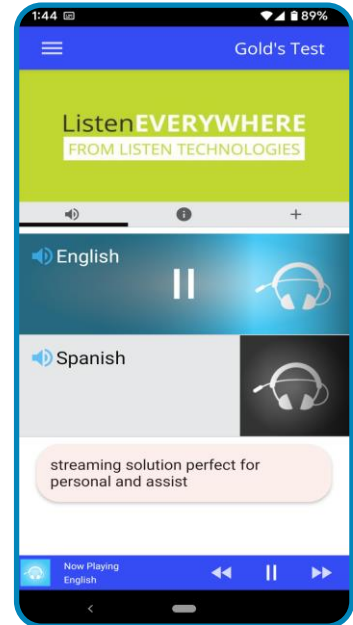
Overview:

There may be situations where a user wants the speech on a Listen Everywhere channel to be captioned in real time. This tech note will describe how to accomplish this with Android devices.

This functionality is not available on iOS.

Required Components:

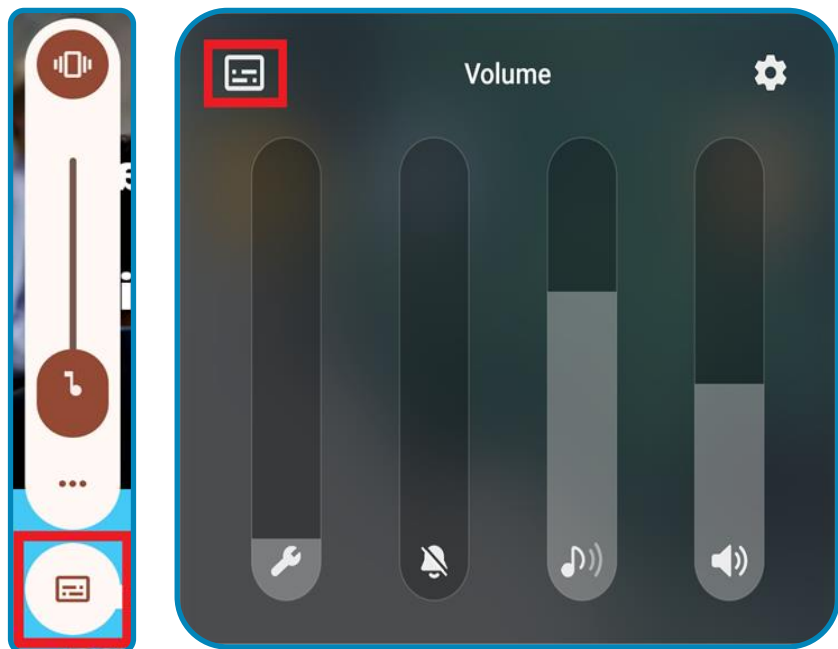
- Android device running Android 10 or later
- A configured and deployed Listen Everywhere system
- Listen Everywhere app



Activating Live Captioning Via the Volume Key:

Some Android devices have the option to have their audio captioned via Google's Live Caption function. The function is a part of Android's accessibility settings.

The quickest way to enable Live Caption is via the shortcut under the volume controls. Tap the external audio control (volume up or down button). A Live Caption button should appear along with the volume indicator. The exact placement of the Live Caption button varies between different Android phones.



Examples of the caption button in active mode are highlighted in red.

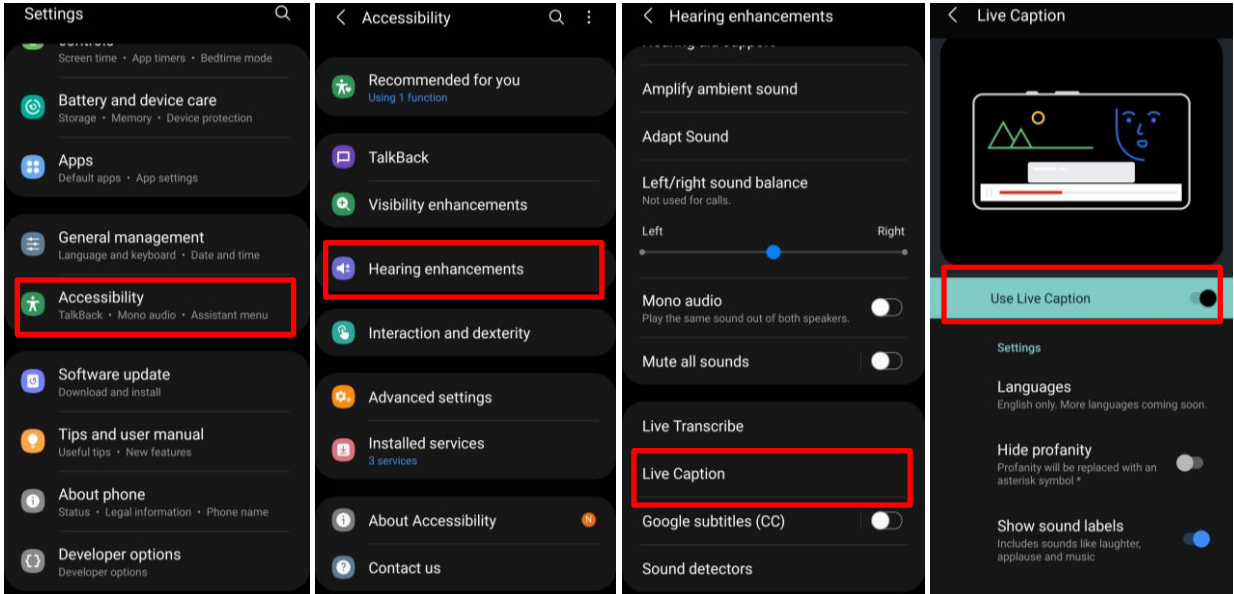
Activating Live Caption Via the Settings Menu:

Live Captioning can also be enabled through the settings menu. Please note that different Android devices have different menu layouts. This is only a guide; your menu may differ.

The following chart shows the steps to activate Live Caption by selecting the listed options through the settings menu.

| | Samsung Galaxy | Google Pixel | LG Stylo | One Plus 8 |
|--------|----------------------|------------------------|------------------|------------------|
| Step 1 | Settings menu | Settings menu | Settings menu | Settings menu |
| Step 2 | Accessibility | Accessibility | Accessibility | System |
| Step 3 | Hearing Enhancements | Audio & On Screen Text | Hearing | Accessibility |
| Step 4 | Live Caption | Live Caption | Live Caption | Live Caption |
| Step 5 | Use Live Caption | Use Live Caption | Use Live Caption | Use Live Caption |

The following example is from a Samsung Galaxy S20:



With Live Caption enabled, when the device detects incoming speech from audio channels, it will automatically generate live captions. Simply open the Listen Everywhere app and select a channel; the captions will appear regardless of the volume of your device. Please note that these captions are not saved anywhere. Once they are off the screen they are gone.

Should you have any further questions or concerns, please contact Listen Technologies' Technical Services team at 1-800-330-0891 or support@listentech.com for further assistance.